

DECEMBER 2019

CIRCUITS

FOR DAKOTA ELECTRIC MEMBERS



Let's talk about lights.



4-5

SAVE ENERGY

Picking the perfect bulb

6

SAFETY

Member-owned equipment & space heater safety

7

CO-OP NEWS

Capital credits returned to members

Contact Us

Member Service & Drive-Up Window

7 a.m. – 7 p.m. Monday – Friday
651-463-6212 or 1-800-874-3409
Minnesota Relay Service 711

Lobby

7 a.m. – 4:30 p.m. Monday – Friday
4300 220th Street West, Farmington, MN 55024

24-Hour Outage & Emergency Service

651-463-6201 or 1-800-430-9722

Underground Cable Locations

Gopher State One Call 811 or 651-454-0002
or 1-800-252-1166

Tree Trimming & Street Lights

651-463-6287

Dakota Electric is an equal opportunity/affirmative action employer

Dakotaelectric.com

customerservice@dakotaelectric.com

Dakota Electric Association® and Dakota Electric® are registered service marks of the cooperative.

All programs and rebates are subject to change without notice. Funds are limited and available on a first-come, first-served basis.

Dakota Electric Association

BOARD of Directors

DISTRICT 1

John (Jack) DeYoe

David Jones

Gerald F. Pittman | *Chair*

DISTRICT 2

Janet L. Lekson | *MREA Director*

Jim Sheldon | *Treasurer*

Clay Van De Bogart | *GRE Director*

DISTRICT 3

Kenneth H. Danner

William F. Holton | *Secretary*

Margaret D. Schreiner | *GRE Director*

DISTRICT 4

Paul Bakken | *Vice Chair*

Judy H. Kimmes

Stacy Miller



Longer nights & holiday lights

Holiday lighting technology over the years

The tradition of stringing electric lights during the holidays may have started in America, but it is now a global phenomenon used for all kinds of winter festivities. The evolution of holiday lights parallels that of the light bulb, with some remarkably lavish variations. But regardless of how they look, one thing is certain — they are a much better option than sticking a candle in a tree.

Around the turn of the 20th century, Americans started to turn to incandescent light bulbs to light up their homes for the holidays. They provided more ornate options for displays, in terms of colors and styles, and greatly decreased the number of homes destroyed by candle-initiated fires. And so, incandescent bulbs slowly began to supplement candles as the new go-to source for decorative holiday lighting.

However, it was not a perfect solution. The bulbs could get quite hot, and sparks from malfunctioning strings could light up dry trees.

Now, LEDs are gradually replacing incandescent light bulbs. Although LED technology has been

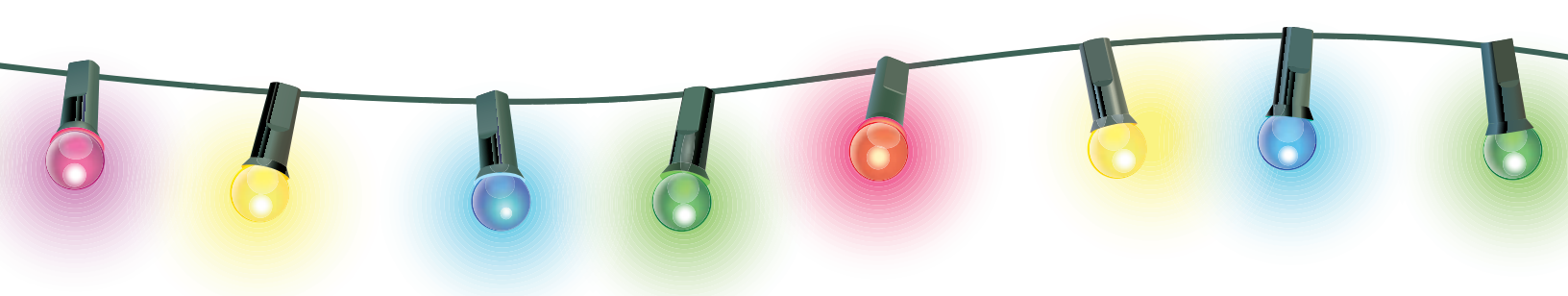
around for decades, it has only moved into the holiday lighting field in the past 15 years. While incandescent bulbs produce light by running an electrical current through a filament and setting it aglow, LEDs generate light by using electricity to energize light-emitting diodes.

The differences in technology between incandescent and LED bulbs also greatly impact the amount of energy each requires. The technique of zapping a filament with electricity is an inefficient method of generating light. The LED method of using electricity to excite diodes is extremely energy efficient. In fact, LEDs use up to 90% less energy than comparable incandescent light bulbs. Plus, they remain cool to the touch, even after they have been on for hours.

After the holidays, a great New Year's resolution is to make your entire home more energy efficient. Start by installing LEDs in the fixtures you use the most. To help you keep that resolution, give us a call at 651-463-6243 or email energyexperts@dakotaelectric.com.

— **PATRICK MATHWIG**

Dakota Electric Association Energy Services Representative



HOLIDAY LIGHTING SAFETY TIPS

#HolidaySafety

Turn off all indoor and outdoor electrical decorations before turning in or leaving home.



Save energy by setting a timer for outdoor lighting and decorations. Program the timer so the lights turn on in the evening and turn off later at night.

#HolidaySafety

Consider using LED lights for all your decorating needs this holiday season. LEDs use less energy and run cooler than traditional incandescent lights!



Unlike older light strands, LED lights give off virtually no heat, making them safer for kids and pets (and reindeer).

#HolidaySafety

Stringing lights this holiday season? Never mount or support light strings in a way that might damage the cord's insulation.



To prevent fraying and electrical shorts, use insulated holders to keep cords in place. Do not use nails, metal hooks or tacks. You should also be careful to avoid tugging at cords or stretching them.

#HolidaySafety

Carefully inspect all electrical decorations before you use them. Damaged sockets and loose or exposed wires can cause serious shock or start a fire.



All outdoor electrical decorations should be plugged into a ground-fault circuit interrupter (GFCI). You can buy portable units for outdoor use or have them permanently installed by an electrician.



SAVE ENERGY, SAVE MONEY

PICK THE PERFECT

How to choose an LED bulb



1. Bulb shape and base



LED bulbs come in a number of shapes and sizes. To guarantee a good fit, start by checking the shape and base type of the bulb you wish to replace. Next, check if your fixture is dimmable. When in doubt, take a photo of the bulb you wish to replace, or bring the bulb to the store.

2. Watt's a lumen?



Instead of thinking about light bulbs based solely on the amount of energy they use, focus on their brightness level. Lumen is the measurement of brightness. Higher lumen bulbs produce a brighter light. Watt (W) is the measure of power consumption. Lower wattage bulbs can lower your electric bills.

3. Color



A light bulb's color temperature, measured in degrees Kelvin (K), lets you know what the appearance of the light produced will be. Understanding Kelvin temperature makes it easier to choose lighting that gives you the look and feel you want. LED bulbs can produce a wider range of color — from warm (2700K) to cool daylight tones (5000K).

4. Buy your new bulbs



After purchasing your LED, we encourage you to call our energy experts at 651-463-6243 or email energyexperts@dakotaelectric.com to learn about lighting rebates, ask us questions and find bulb recycling locations.

Thanks to Batteries + Bulbs for allowing us to take photos at their Apple Valley location!



FIND LIGHTING REBATES AND RESOURCES:

WWW.DAKOTAELECTRIC.COM > PROGRAMS & REBATES > FOR YOUR HOME > ENERGY WISE REBATES

BULB SHAPE AND BASE

Every light bulb has identifying characteristics that are represented by a letter or series of letters, and a number; these are known as light bulb codes. These codes will tell you if a bulb will fit in your fixture and if it's the right shape.



Common LED bulb shapes

BRIGHTNESS


WATT
energy used

INCANDESCENT

40W
60W
75W
100W

=

LED

4-8W
8-13W
11-15W
16-20W

=

LUMENS

450
800
1100
1600


LUMEN
brightness

COLOR

Warm Color

Light Appearance

Cool Color

2700K

3000K

3500K

4100K


5000K

6500K

 Lower color temperatures provide warm, cozy light.

Looks like: Soft white, warm white
Good for: Living room and bedroom

Higher color temperatures provide cool, energizing, bright light.

Looks like: Natural, daylight
Good for: Office, laundry, workshop and garage 

Lighting Facts

Per Bulb


Brightness XXX lumens

Estimated Yearly Energy Cost \$X.XX

Based on 3 hrs/day, 12¢/kWh. Cost depends on rates and use.

Life X.X years
Based on 3 hrs/day

Light Appearance

Warm  Cool
XXXX K

Energy Used XX watts

READING THE LABEL

After you have identified the LED bulbs that meet your requirements, see which ones are ENERGY STAR® qualified. The Lighting Facts label on all bulb packaging clearly shows light appearance and brightness. The label also includes the ENERGY STAR logo when a bulb meets the required certification levels for high efficiency, performance and reliability. These bulbs have been independently certified and undergone extensive testing to ensure that they will save energy and perform as promised.

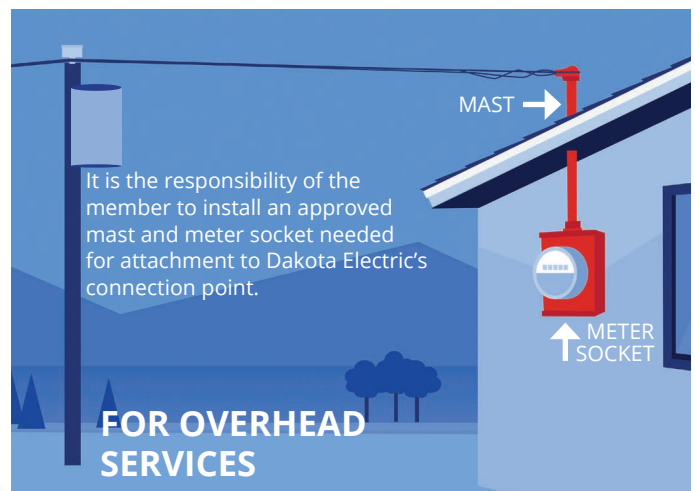
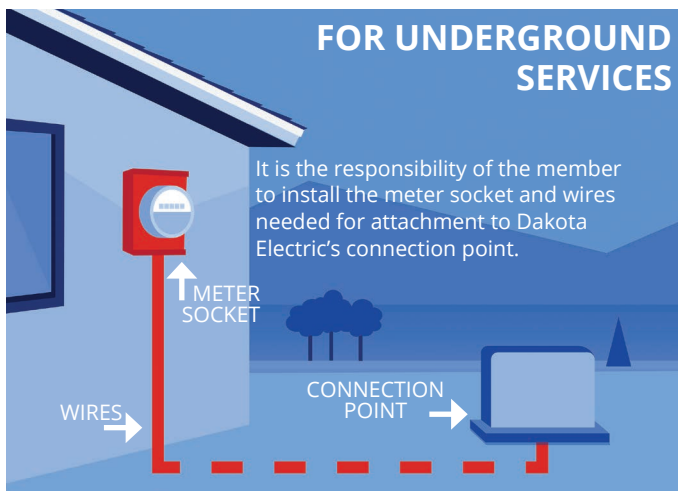


Cut this out and bring it to the store with you!



WHO OWNS WHAT?

Did you know that homeowners own the electrical equipment highlighted in red? Repairs to this equipment are the responsibility of the homeowner.



FOR MORE INFORMATION CONTACT NEWSERVICES@DAKOTAELECTRIC.COM, CALL 651-463-6247 OR VISIT: WWW.DAKOTAELECTRIC.COM > *ELECTRIC SERVICE HANDBOOK* > *ELECTRIC SERVICES*

Space Heater Safety Tips

Space heaters are a great way to warm specific rooms in your home without having to crank up the thermostat, but using space heaters does not come without risk. Use the tips below to keep your home safe.

DO: Plug your space heater directly into the wall outlet.

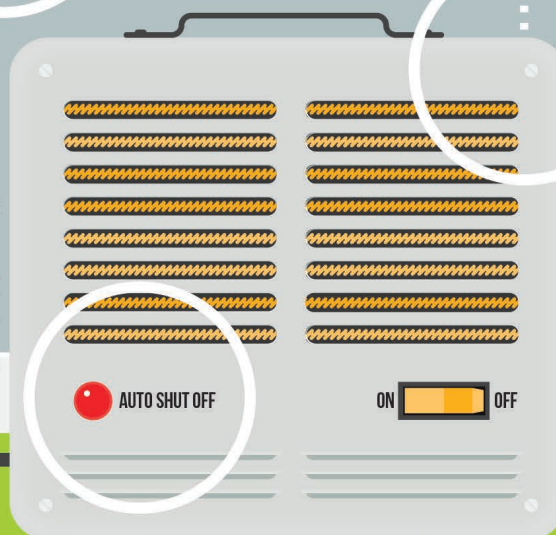


DO: Keep your space heater in low-moisture rooms.


DO: Keep your space heater at a safe distance (at least 3 feet) from kids, pets and flammable items.



DO: Buy a unit with an automatic shutoff in case the unit tips over, or you forget to shut it off.



DO: Always follow the directions and take a broken space heater to a qualified appliance service center.



Rate case update

Dakota Electric submitted a general rate case petition to the Minnesota Public Utilities Commission (PUC) on Sept. 19, 2019, requesting an overall annual revenue increase of about \$8.7 million or 4.3%.

State agency regulatory staff are now reviewing the information in our filing. The PUC met in October and found our filing to be in proper form and complete, approved the interim rate increase of 3.0%, and referred the filing to the Office of Administrative Hearings for review as is typical for a general rate case proceeding.

The interim rate increase of 3.0% will apply to electricity use beginning in November 2019, for which members will begin receiving bills in December 2019.

To learn more about the rate case email rates@dakotaelectric.com or call 651-463-6212.



FOR MORE INFORMATION:
WWW.DAKOTAELECTRIC.COM >
BILLING & PAYMENT > RATE INFORMATION

Helping Neighbors® helps those in need



Layoffs, medical emergencies, unexpected repairs — these things could happen to anyone and can leave families struggling to make ends meet. Dakota Electric members who contribute to the Helping Neighbors trust help local families pay utility bills when facing unexpected financial struggles.

Dakota Electric distributes Helping Neighbors funds to the local CAP Agency, Salvation Army and 360 Communities, which provide utility assistance to families experiencing hardship.

Please consider making a donation. Monthly donations can be added to your electric bill or you can make a one-time contribution.

To learn more about Helping Neighbors call our Member Service Department at 651-463-6212.



SIGN UP FOR HELPING NEIGHBORS:
WWW.DAKOTAELECTRIC.COM >
COMMUNITY > HELPING NEIGHBORS

\$4.1 million returned to members

Did you know one of the benefits of being a member of Dakota Electric means you get a portion of the cooperative's margins? We belong to the communities we serve, so any margins are returned to you, our members, in the form of capital credits.

This year, the board of directors approved the retirement of \$4.1 million in capital credits to be paid back to the membership. Dakota Electric is retiring the remainder of capital credits allocated from 1991 and 100% of the allocation from 1992.

Members who purchased electricity in 1991-92, and who are receiving \$5 or more in capital credits, will be mailed a check this month. The amount of each allocation and retirement is based on how much individual members were billed for electric service during that period.

Watch for your check arriving soon. To learn more about capital credits email capitalcredits@dakotaelectric.com or call 651-463-6212.



LEARN MORE ABOUT CAPITAL CREDITS: WWW.DAKOTAELECTRIC.COM > ABOUT US > CAPITAL CREDITS



4300 220th Street West
Farmington, MN 55024

UPCOMING EVENTS

- **Nominating Committee Deadline**
Dec. 6 4:30 p.m.
- **Board Candidate Deadline**
Dec. 6 4:30 p.m.
- **Board Meeting**
Dec. 19 8:30 a.m.
- **Office Closed**
Dec. 24-25, Jan. 1

PRSRT STD
U.S. POSTAGE
PAID
DAKOTA ELECTRIC
ASSOCIATION

CONNECT WITH US!



DakotaElectric



@DakotaElec



DakotaElectric



Dakota Electric Association

Dakotaelectric.com/event-calendar

DAKOTAELECTRIC.COM

Follow us
on Instagram
[@DakotaElectric](https://www.instagram.com/DakotaElectric)



Elizabeth Wheeler is the 2019 Outstanding Township Leader award winner. She is shown in front of the historic Waterford bridge which she hopes to have restored.

inside December 2019
CIRCUITS
For Dakota Electric Members



Let's talk about lights.